

Preliminary results of Scandinavian study: Comparison of HLA antibody testing with different pre-treatments

Juha Peräsaari

Aims of the study

- Comparison the outcome of the Luminex SAg assay
 - untreated serum
 - pre-treatment with EDTA or DTT
- Regular Luminex and C1q assay results will be compared, to previous cytotoxic crossmatch results
- A specific aim is to evaluate methods to overcome the prozone effect in order to avoid false negative results in HLA antibody testing

Material

Highly sensitized kidney transplant patients with pre-existing DSA in Luminex SAg assay (either class I or class II)

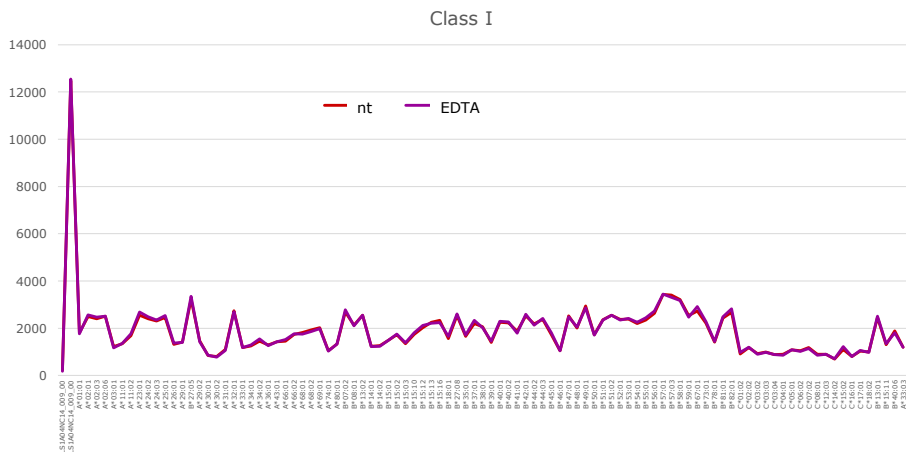
- CDC crossmatch-positive (n=10 x 3) serum samples
- CDC crossmatch-negative (n=10 x 3) serum samples

Centers

- Finnish Red Cross Blood Service (Finland)
- Sahlgrenska University Hospital (Sweden)
- Oslo University Hospital (Norway)

Samples were sent to the Finnish Red Cross Blood Service for HLA antibody analysis

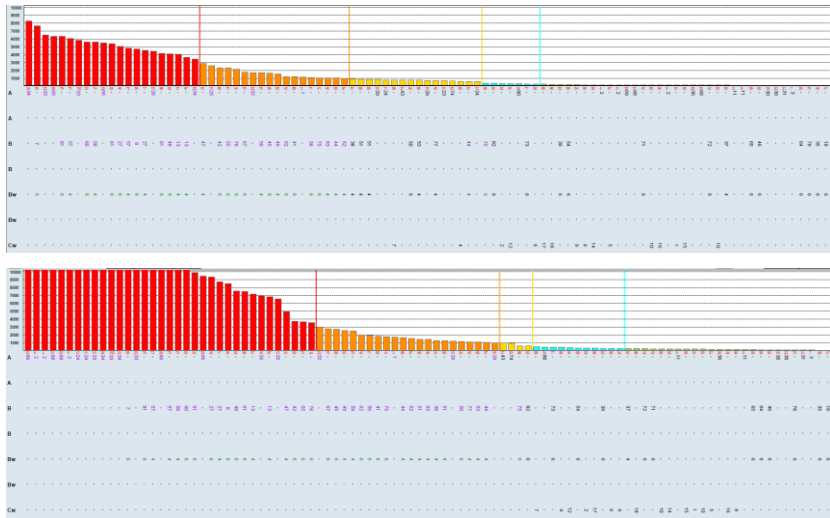
Results Class I nt/EDTA



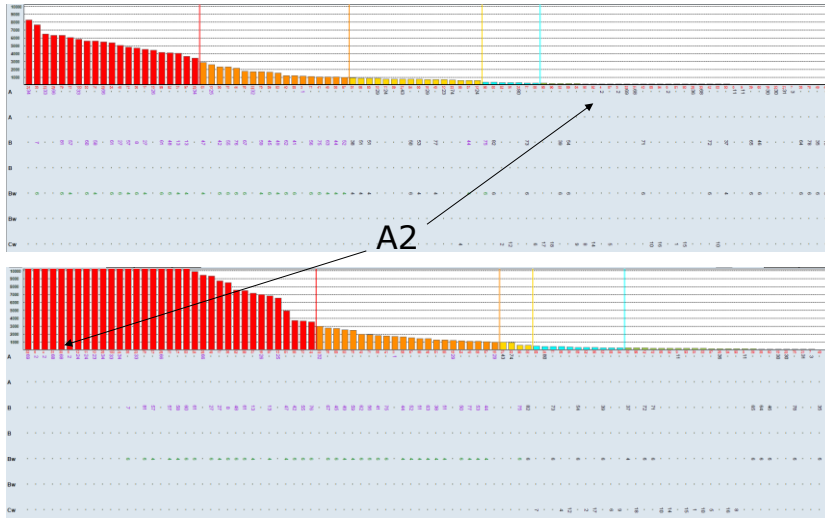
Clinical samples



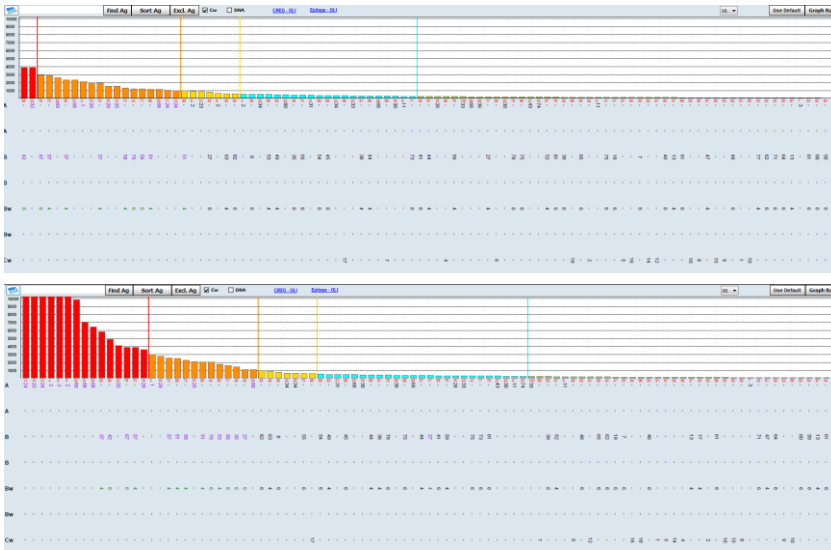
Case 1 Platelet refractoriness



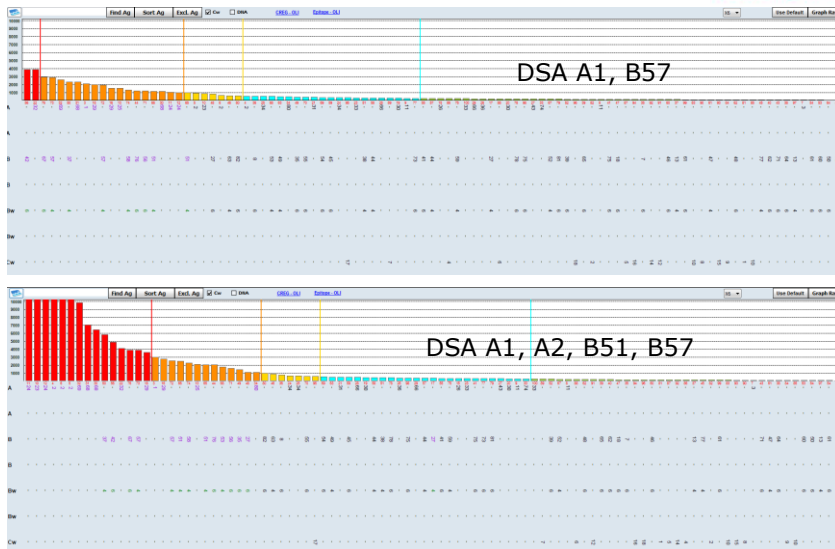
Case 1 Platelet refractoriness



Case2 Kidney Tx, AMR



Case2 Kidney Tx, AMR



Todo list

- Subgroup analysis CDC crossmatch negative/positive samples
 - Pretreatment methods
 - C1q positivity
- Is there a better correlation for Xmatch with DSA determined with certain pretreatment or with C1q