



News from Scandiatransplant office

November 2015 - 2

Introduction

Main topics in this newsletter

*New module ready
for production*

-

*Updates in existing
modules*

-

New facilities

- **New module ready for production**
 - o Nordic Thorax Transplantation Registry

- **Updates in existing YASWA modules**
 - o Search on ABO blood group compatible urgent patients

- **New facilities**
 - o Paediatric Liver waiting list
 - o Report – Current waiting list
 - o Report – Waiting list reports
 - o Download, upload and share files

All previous newsletters can be found on the Scandiatransplant web page

<http://www.scandiatransplant.org/news/newsletters>

Content

- 1 Introduction and purpose
- 2 Nordic Thorax Transplantation Registry
- 2 Updates in existing YASWA modules
- 3 New facilities

Purpose

By this information letter, we wish to communicate to you about status and progress related to the database, collaboration with groups related to Scandiatransplant and on-going working projects.

We hope that you will read it and share the information with whom it might concern.

Do not hesitate to contact us for further information, ideas, problems and help.

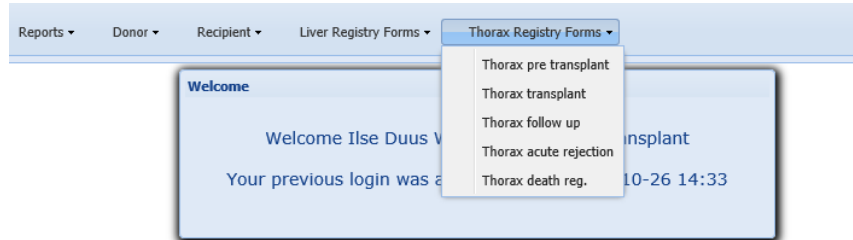
Scandiatransplant
Aarhus Universitetshospital, Skejby
DK - 8200 Aarhus N
Denmark

www.scandiatransplant.org

**In Production
Nordic Thorax
Transplantation
Registry**

Nordic Thorax Transplantation Registry

The thoracic registration forms have passed the internal and external testing procedures and are now available in production from the menu 'Thorax Registry Forms':



A manual is now available on the homepage:

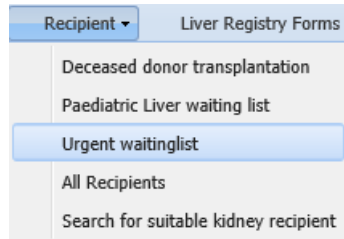
http://www.scandiaintransplant.org/organ-allocation/Manual_Thorax_registry_16nov2015.pdf

If you do not have access to the menu 'Thorax Registry Forms' but need it, please contact the office.

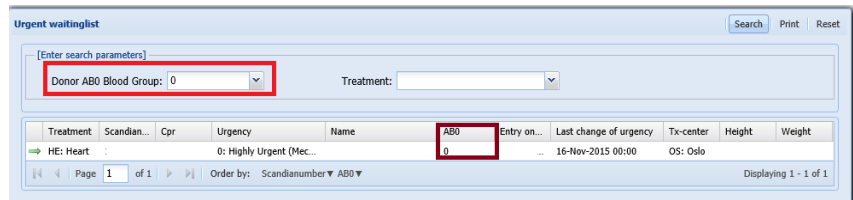
**ABO compatible
urgent patients**

Updates in existing YASWA modules

Search on ABO blood group compatible urgent patients
On the urgent heart/lung/liver waiting list



It is now possible to search on donor ABO blood group, which will bring forward a list with ABO compatible urgent patients.



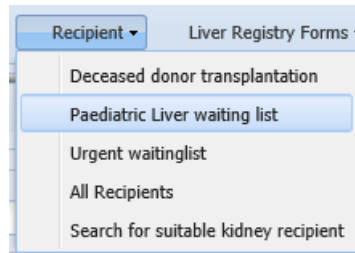
New liver exchange rules are on the way

New facilities

Paediatric Liver waiting list

Soon new liver exchange guidelines will be effective, thus preparations have begun in Scandiatransplant to support these guidelines.

In the database you will find a list displaying paediatric liver patients



It is possible to search on donor ABO blood group, which will bring forward a list with ABO compatible paediatric patients.

A screenshot of the 'Paediatric Liver waiting list' search results page. At the top, there is a search bar with the text '[Enter search parameters:]' and a dropdown menu for 'Donor ABO Blood Group: A'. Below the search bar is a table with columns: Scandi..., Cancer..., Wait.d..., Cpr, Urgency, Name, ABO, Entry o..., Last change of urg..., Tx-cen..., Height, Weight, and Treatm... The table contains three rows of data. The 'ABO' column is highlighted with a red box. The first row has 'A', the second row has 'A', and the third row has 'AB'. At the bottom of the page, there is a pagination bar showing 'Page 1 of 1' and 'Order by: Cancer diagnosed Wait.days'. The text 'Displaying 1 - 3 of 3' is also visible.

A manual describing the paediatric liver waiting list is available on the homepage

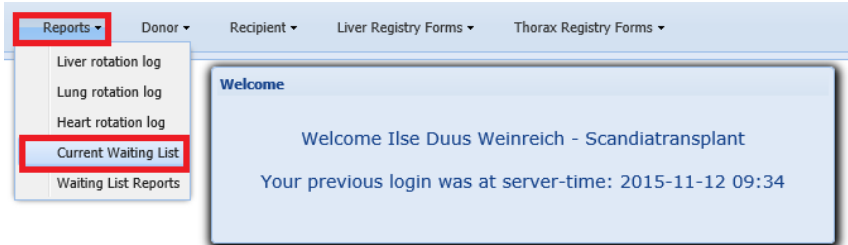
http://www.scandiatransplant.org/organ-allocation/Manual_Paediatric_Liver_12nov2015.pdf

A newsletter will be sent out including the new guidelines, when they are ready.

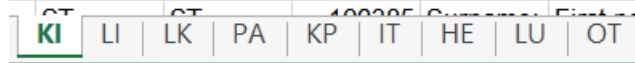
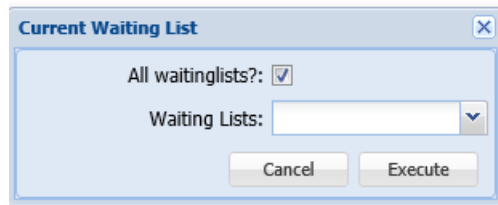
Extraction of current waiting list

Report – Current waiting list

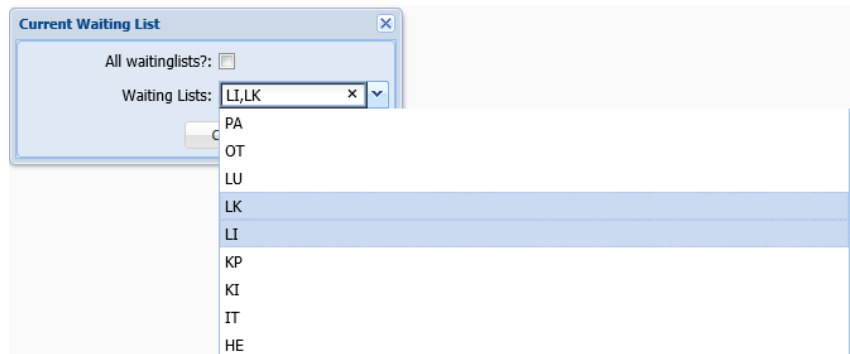
In the menu 'Reports' you will find 'Current Waiting List' reports, which extracts data on patients active/on hold on the waiting lists at your own center.



When you click on the menu a new window will appear. If you select 'All waiting lists?', you will get a spreadsheet with a tab containing data related to each waiting list.



Or you can get data for selected waiting list by selecting from the from the list.



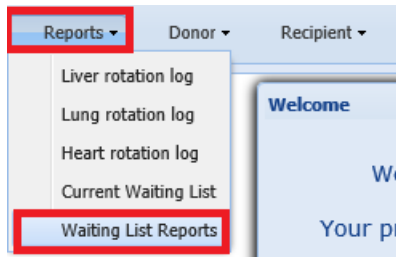
When you are done click on the Execute button and data will be extracted. Depending on which browser you use, you will get a message in the bottom of your screen when the data is ready, looking somewhat like this:



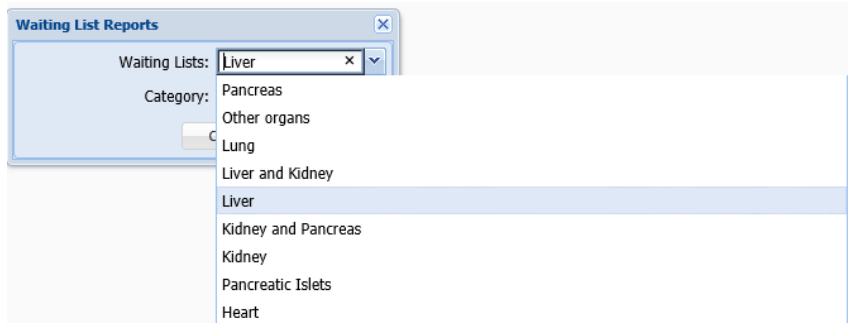
Extraction of waiting list reports including historical data

Report – Waiting list reports

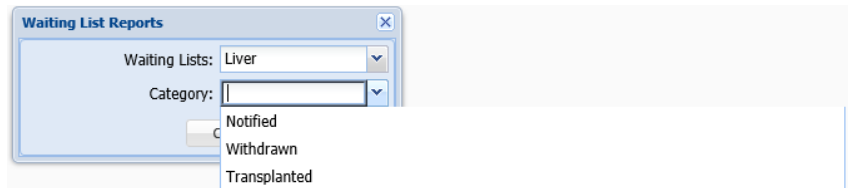
In the menu 'Reports' you will find 'Waiting List Reports'.



First you need to select which organ you wish to retrieve data on:



Second you need to specify which report you wish to extract



'Notified' gives you all entries on the waiting list

'Withdrawn' gives you all recipients withdrawn from the waiting list as deceased donor transplanted, living donor transplanted, dead and permanently withdrawn.

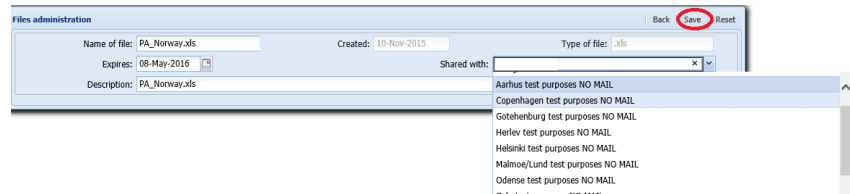
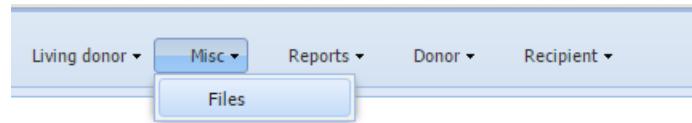
'Transplanted' gives you all recipients, whom have been transplanted with organ from deceased and living donors.

The possibility to extract data for a specified period by entering 'to and from date' will be added soon.

Download, upload and share files

In the new user interface a new facility to download, upload and share files has been implemented.

Download, upload and share files



Usage of the new facility is described here:

http://www.scandiatransplant.org/organ-allocation/Manual_Share_11nov2015.pdf

If you do not have access to the menu 'Misc' but need it, please contact the office.