

# User manual

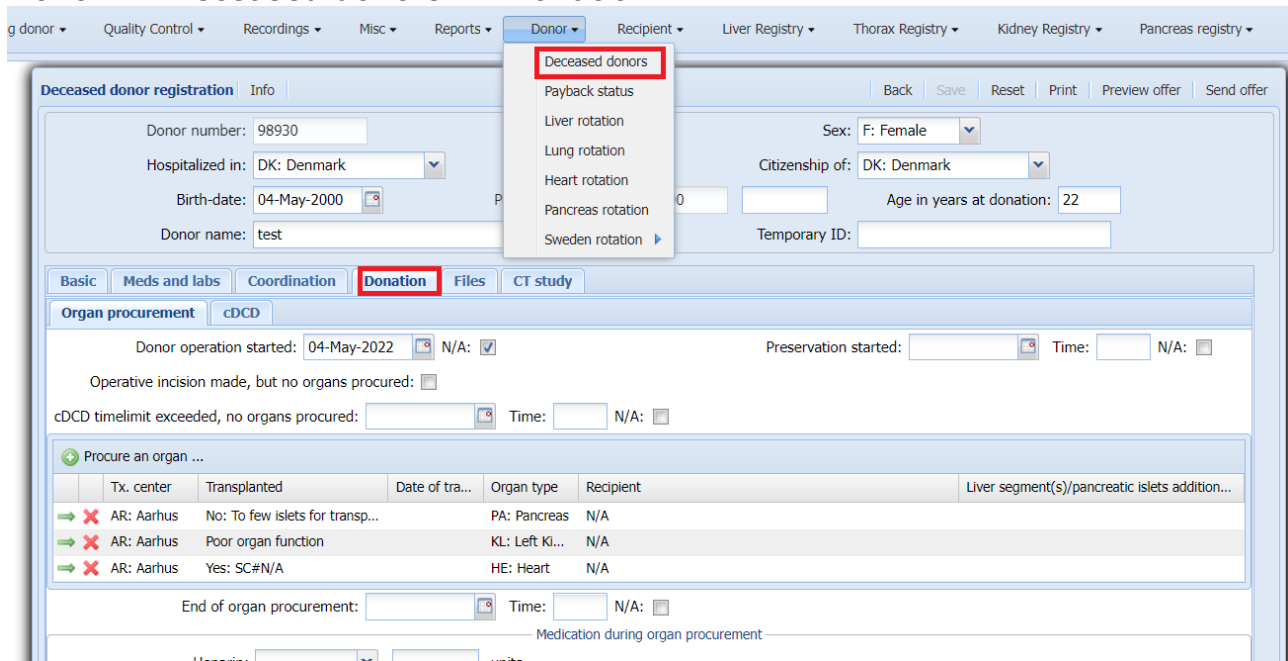
## Payback status

### Contents

- 1. How to register 'We need payback' or 'This is a payback' on a specific organ ..... 1
- 2. Payback status - overview ..... 3
- 3. If 'Payback to center' is not the same as procuring center ..... 4
- 4. Register payback refusals ..... 4
- 5. Register actual payback ..... 6

### 1. How to register 'We need payback' or 'This is a payback' on a specific organ

#### Donor -> Deceased donors -> Donation



## Click on procure an organ

**Deceased donor registration** Info Back Save Reset Print Preview offer Send offer

Donor number: 98930 Sex: F: Female  
 Hospitalized in: DK: Denmark Citizenship of: DK: Denmark  
 Birth-date: 04-May-2000 Person Number: 040500 Age in years at donation: 22  
 Donor name: test Temporary ID:

Basic Meds and labs Coordination Donation Files CT study

**Organ procurement** cDCD

Donor operation started: 04-May-2022 N/A:  Preservation started: Time: N/A:

Operative incision made, but no organs procured:

cDCD timelimit exceeded, no organs procured: Time: N/A:

**Procure an organ ...**

	Tx. center	Transplanted	Date of tra...	Organ type	Recipient	Liver segment(s)/pancreatic islets addition...
→ X	AR: Aarhus	No: To few islets for transp...		PA: Pancreas	N/A	
→ X	HE: Helsinki	Yes: SC#N/A		KL: Left Ki...	N/A	
→ X	AR: Aarhus	Yes: SC#N/A		HE: Heart	N/A	

When you export an organ to another center, you will be able to state, whether it is part of a payback agreement or not.

**Procured graft** Info Back Save Reset Procure next Print

**Donor information**

Donor number: 98930 Person number: 040500  
 Donor name: test  
 Hospitalized in: DK: Denmark Procuring center: AR: Aarhus

**Graft details**

Organ to center: HE: Helsinki  
 Organ type: KL: Left Kidney  
 Procured by: 1: Own transplantation surg  
 Graft transplanted: Y: Yes  
 Preservation fluid: Perfusion volume: ml  
 Preservation started: Quality of perfusion:  
 On back table date: Time: N/A:  Into ice box date: Time: N/A:   
 Start of machine perf. date: Time: N/A:   
 General remarks:

**Left kidney specifics**

Number of arteries: Not offered for payback: Additional payback comments:

**Exported organ**

Cause: Part of payback agreement?: NE: Yes, we need payback  
 PA: Yes, this is a payback  
 NO: No  
 NE: Yes, we need payback

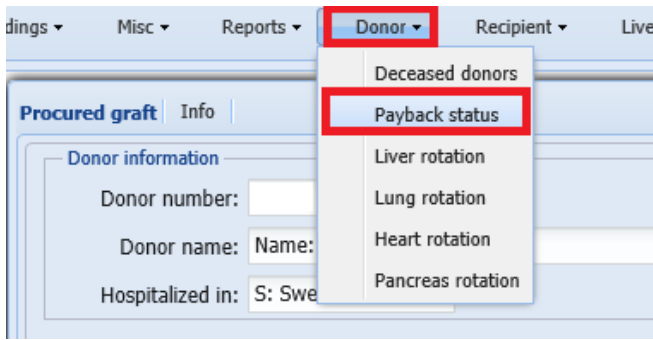
**Exported organ**

Cause: 2: Payback Part of payback agreement?: PA: Yes, this is a payback  
 Remarks:

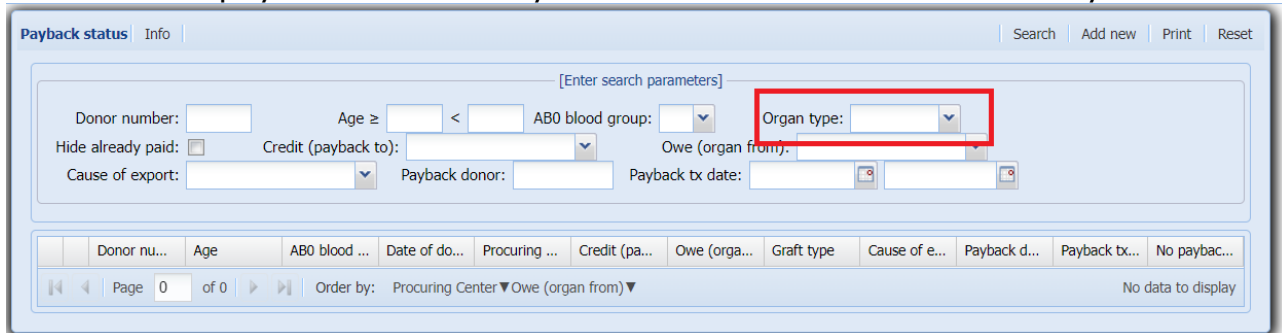
**Exported organ**

Cause: 8: Local agreement Part of payback agreement?: NO: No  
 Remarks:

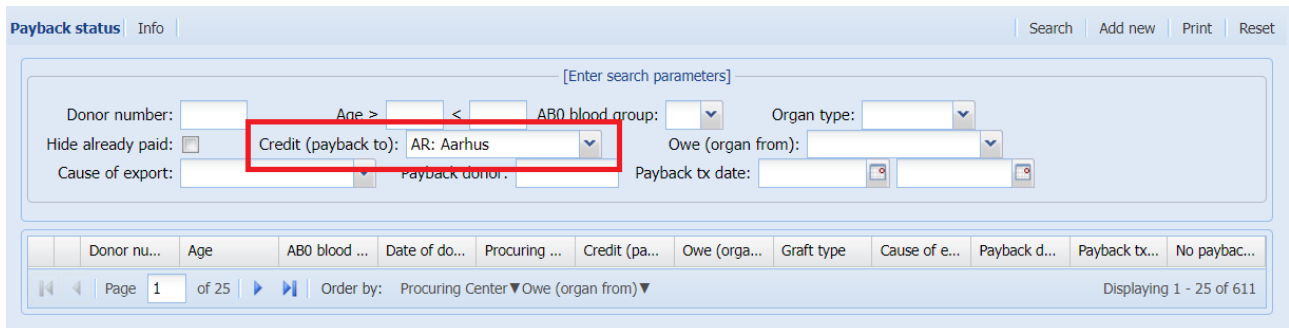
## 2. Payback status - overview



Select which payback status list you wish to look at - liver or kidney?

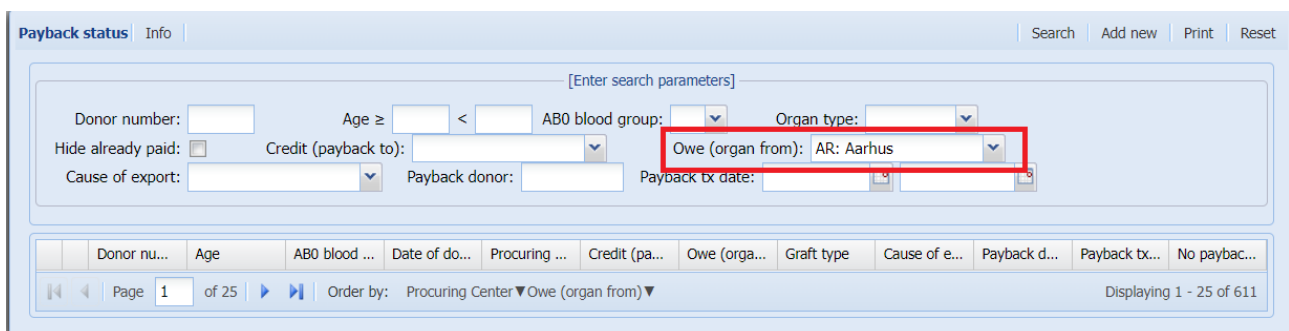


Select your center in 'Payback to center', if you wish to look at the organs that other centers owe you



Please be aware that due to national agreements you might be responsible for paybacks to other centers (look at next section 'If 'Payback to center' is not the same as procuring center')

Select your center in 'Organ to center', if you wish to look at the organs that you owe other centers



### 3. If 'Payback to center' is not the same as procuring center

'Payback to center' is mostly the same as the procuring center, however in some situations, the payback should be done to another. This could be in connection with local kidney agreements or in relation with a liver procuring center that is not a liver transplant center.

Through the 'Payback status' list you are able to register an alternative payback center than procuring center.

To do so, find the donor you need payback for and click on it. Change the 'payback to center' as needed.

### 4. Register payback refusals

A center that owes an organ and tries to pay it back, but the payback is refused, must register this information.

Find the organ you wish to payback through the 'Payback status' menu

Click in the donor field to select the donor organ you tried to payback with

The screenshot shows a web form titled "Payback needed" with an "Info" tab. At the top right are buttons for "Back", "Save", and "Reset". The form contains several input fields: "Donor number: 72320", "Age: 68", "ABO blood group: A", "Procuring Center: OS: Oslo", "Organ to center: AR: Aarhus", "Graft type: KR", and "Tx date: 04-Apr-2012". Below these is a section titled "Payback refusals" which contains a table with three columns: "Donor", "Payback refusal...", and "Comments". The "Donor" column has a red rectangular box around it. Below the table is a "Payback acceptance" section with a button that says "Click here to choose payback organ".

A pop-up window will appear, please (search and) select the donor organ by clicking on the actual line. The information will be added in the 'Payback refusals' box.

Select causes (one to many) of payback refusal and write additional comment if needed.

Save the information

This screenshot shows the same "Payback needed" form, but now the "Payback refusals" table has one row of data. The "Donor" column contains a checked checkbox, "Don#93", "Center:CP", and "Date:17-NOV-17". The "Payback refusal..." column contains "LA,NR". The "Comments" column contains "sdfdsf". A tooltip is visible over the "Payback refusal..." column, displaying "LA: Donor lab. results (high GGT, Creatinine etc)" and "NR: No suitable recipient on the waiting list". The "Payback acceptance" section at the bottom still has the "Click here to choose payback organ" button.

## 5. Register actual payback

A center who has done a payback must register the information

Find the organ you wish to payback through the 'Payback status' menu, click in the payback window

The screenshot shows the 'Payback needed' window. At the top, there are fields for Donor number (62), Age (44), and ABO blood group (0). Below these are Procuring Center (AR: Aarhus) and Organ to center (ST: Stockholm). Further down are Graft type (KR) and Tx date (29-Nov-2010). A section titled 'Payback refusals' contains a table with columns for Donor, Payback refusal..., and Comments. Two rows are visible, both checked with a checkbox. The first row has Donor Don#93, Center:ST Date:16-NOV-17, CA,QL, and Comments fdffdf. The second row has Donor Don#93, Center:ST Date:18-OCT-17, LA, and Comments hgkhghfgjgf. Below the table is a 'Payback acceptance' section with a text field 'Payback graft/donor:' and a button 'Click here to choose payback organ'.

A pop up window will appear, find the donor organ you have used for payback and click on it

The screenshot shows the 'Available grafts' pop-up window. It has search parameters: Donor number (88), Country (S: Sweden), Age (empty), ABO blood group (dropdown), Donor type (dropdown), and Procuring center (dropdown). Below the search parameters is a table with columns: Graft type, Donor number, Age, ABO blood group, Procuring center, and Donation date. The table contains one row: KL: Left Kidney, 88, 67, 0, UP: Uppsala, 10-Aug-2015. At the bottom, there are navigation controls: Page 1 of 1, Order by Donor number (with a red arrow pointing to the header), and a value of 67. The text 'Displaying 1 - 1 of 1' is also present.

The information will be transferred – press save

**Payback needed** Info Back **Save** Reset

Donor number: 62 Age: 67 AB0 blood group: 0  
Procuring Center: AR: Aarhus Organ to center: ST: Stockholm  
Graft type: KR Tx date: 29-Nov-2010

**Payback refusals**

	Donor	Payback refusal...	Comments
<input checked="" type="checkbox"/>	Don#93 Center:ST Date:16-NOV-17	CA,QL	fdffdf
<input checked="" type="checkbox"/>	Don#9: Center:ST Date:18-OCT-17	LA	hgkghfjgjfj
<input type="checkbox"/>			

**Payback acceptance**

Payback graft/donor: Don#88 Center:UP Date:10-AUG-15

In the payback status overview, the organ will now be displayed with payback information

**Payback status** Info Search Add new Reset

[Enter search parameters]

Donor number: Organ type: Procuring Center:  
Organ to center: ST: Stockholm Hide already payed:

Donor number	Procuring Center	Organ to center	Graft type	Age	AB0 blood group	Tx date	Payback donor	Payback tx date
→ 62	AR: Aarhus	ST: Stockholm	KR: Right Kidney	44	0	29-Nov-2010	88	10-Aug-2015

Page 1 of 1 Order by: Procuring Center Organ to center Displaying 1 - 1 of 1